

Submersible motor pumps Installation set EGP

The Eisele installation sets EGP come in stainless steel as a standard and can be combined with all submersible motor pumps from a power of 4.6 kW.

Illustration: Installation set EGP2

Type	Description	Devices	Tank material	Features
EGP 1	Installation set for open tanks	all AT	Concrete, steel, wood	Floor support, floor spacer, guide rail, fixing components, boom with winch, wire cable, cable clamps
EGP 2	Installation set for open tanks with notch coupling	from AT 74	Concrete, steel, wood	Floor support, notch coupling, guide rail, fixing components, boom with winch, wire cable, cable clamps
EGP 3	Installation set for tanks with concrete ceiling	all AT	Concrete	Floor support, floor spacer, guide rail, fixing components, boom with winch, wire cable, cable clamps
EGP 4	Installation set for tanks with concrete ceiling with notch coupling	from AT 74	Concrete	Floor support, notch coupling, guide rail, fixing components, boom with winch, wire cable, cable clamps
EGP 5	Installation set with chain for open and closed tanks	all AT	Concrete, steel, wood	Stand or base pedestal, floor support, guide rail, fixing components, boom with all-purpose transmission, holder for chain locking device, chain

Franz Eisele u. Söhne GmbH & Co. KG
Hauptstraße 2 - 4 · 72488 Sigmaringen · Germany

WWW.EISELE.DE

WA10065





Agriculture



Biogas

Submersible motor pumps AT / ATF / GTF

The electrically driven Eisele submersible motor pumps AT are available in mobile (ATF, GTF) or stationary (AT) versions. The stationary versions can be installed both wet and dry.

 **3.0 kW to 22.0 kW**
 **2,300 l / min - 6,700 l / min**

Benefits

- Overloadable motors manufactured by Eisele
- Large performance range
- Approved up to an immersion depth of 40 m
- Substrate temperature of up to 65°C
- Solid cast iron housing with efficient heat dissipation
- Safe dry running
- Long maintenance intervals
- High effectiveness

Features

- Overloadable motors
- Auger blades
- Open impeller
- Vortex impeller
- Transport lug
- Sealing sensor
- Built-in thermal contacts
- Electric cable (standard 8 m)

Accessories



- Base pedestal / stand
- Various installation sets
- Three-way valve and mixing nozzle
- Injector ventilation
- Connector for drum filling pipe / drum filling station
- Various switches / control systems



Auger blades (S)



Open impeller (O)



Vortex impeller (F)

Technical Data

Type	Installation type	Pressure joint	Max pumping head H	Max delivery volume Q	Rated power		Rated speed	Rated current
AT		DN	m	L / min	kW	hp	rpm	A
44F	wet	75	8	2,300	3.0	4.0	1,440	6.3
54 F	wet	75	9	2,500	4.0	5.5	1,426	7.8
44 F	dry	75	8	2,300	3.0	4.0	1,440	6.3
64 O	dry	100	10	2,400	4.6	6.3	1,450	9.5
84 O	dry	100	13	2,800	6.0	8.2	1,450	12.5
74 O	wet	100	12	3,800	5.5	7.5	1,450	10.9
104 O	wet	100	17	4,200	7.5	10.0	1,450	15.2
74 S	wet	100	11	4,200	5.5	7.5	1,450	10.9
104 S	wet	100	13	4,800	7.5	10.0	1,450	15.2
154 S	wet	125	18	5,100	11.0	15.0	1,460	21.2
204 S	wet	125	20	5,700	15.0	20.0	1,460	28.9
254 S	wet	125	22	6,000	18.5	25.0	1,474	38.0
304 S	wet	125	25	6,700	22.0	30.0	1,468	43.0
ATF		DN	m	L / min	kW	hp	rpm	A
74 S	wet	100	12	3,800	5.5	7.5	1,450	10.9
104 S	wet	100	13	4,800	7.5	10.0	1,450	15.2
GTF		DN	m	L / min	kW	hp	rpm	A
104 S	wet	100	13	4,200	7.5	10.0	1,450	15.2
154 S	wet	125	18	5,100	11.0	15.0	1,460	21.2
204 S	wet	125	20	5,700	15.0	20.0	1,460	28.9

Performance data are related to water. Specifications and illustrations are non-binding.

Submersible motor pumps AT, ATF, GTF



Open lagoon



Closed lagoon



Slalom system



Tank with foil roof



Tank with concrete ceiling



Open tank



Steel tank




AT 44 F | AT 54 F

Illustration with base pedestal



AT 64 O | AT 84 O
AT 74 O | AT 104 O
AT 74 S | AT 104 S

Illustration with base pedestal



AT 154 S | AT 254 S
AT 304 S | AT 204 S

Illustration with stand



Tank with concrete ceiling



ATF 74 S
ATF 104 S



GTF 104 S
GTF 154 S
GTF 204 S